



6348 Hwy 36  
**OAKDALE**  
(651) 773-7444

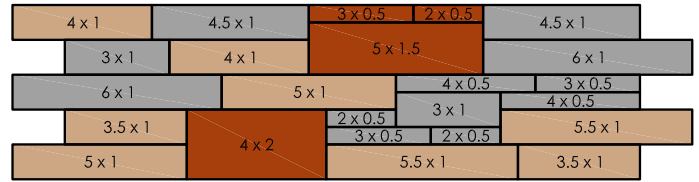
8500 Jefferson Ln N  
**BROOKLYN PARK**  
(763) 488-1310

2701 Hwy 13 W  
**BURNSVILLE**  
(952) 894-4401

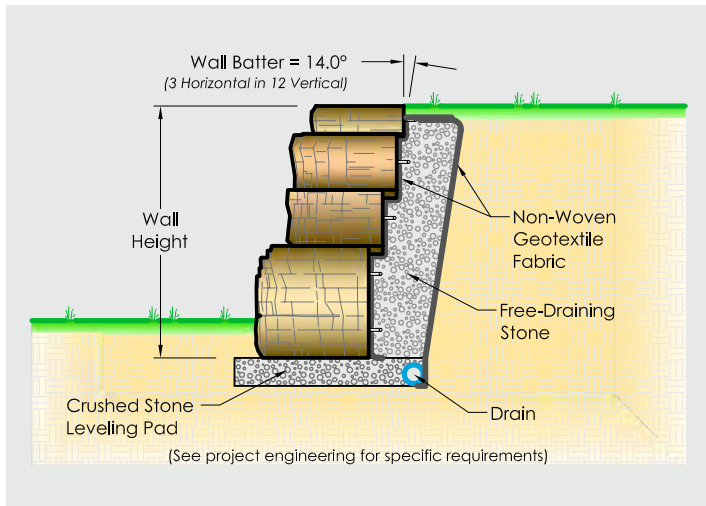
### FEATURES

- Beautiful weathered stone textures.
- Consistent dimensions = fast installation.
- Quality materials = long term durability.
- Engineered, interlocking units suitable for any application.
- Multiple natural color blends.


Pre-drawn patterns and custom layout software save time in estimating and installation.




Download at [www.discoverrosetta.com](http://www.discoverrosetta.com)




### Pallet A: 18s.f. , 4,000 lbs




### Pallet B: 18s.f. , 4,000 lbs



### Pallet C: 18s.f. , 4,000 lbs



Rosetta is a fully engineered system, capable of performing in any structural application. For details, specifications, and over 200 pre-drawn cross-sections please visit [www.discoverrosetta.com/engineering](http://www.discoverrosetta.com/engineering)



Sample Pallet

